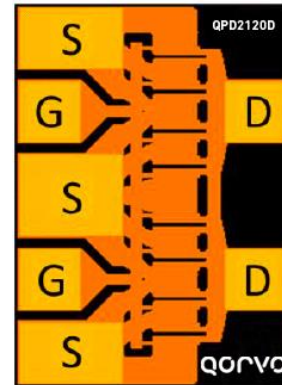


Product Overview

The Qorvo QPD2120D is a discrete 1200 micron pHEMT which operates from DC to 20 GHz. The QPD2120D is fabricated using Qorvo's proven standard 0.25 um power pHEMT production process. This process features advanced techniques to optimize microwave power and efficiency at high drain bias operating conditions.

The QPD2120D typically provides 31 dBm of output power at P1dB with gain of 11 dB and 57% power-added efficiency at 1 dB compression. This performance makes the QPD2120D appropriate for high efficiency applications. The protective overcoat layer with silicon nitride provides a level of environmental robustness and scratch protection.

The QPD2120D is lead-free and RoHS compliant.



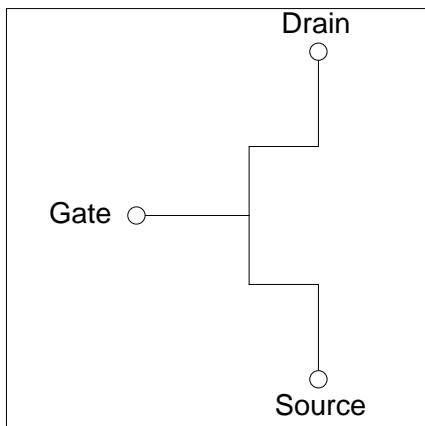
Key Features

- Frequency: DC – 20 GHz
- Output Power (P_{1dB})¹: 31 dBm
- Typical Gain¹: 11 dB
- Typical PAE_{1dB}¹: 57%
- Noise Figure¹: 1 dB
- No Vias
- Technology: 0.25 um GaAs pHEMT
- Chip Dimensions: 0.41 x 0.54 x 0.10 mm

Notes:

1. @ 12 GHz

Functional Block Diagram



Applications

- Defense and Aerospace
- High-Reliability
- Test and Measurement
- Commercial
- Broadband Wireless

Ordering Information

Part Number	Description
QPD2120D	1200 um GaAs pHEMT

Pad Dimensions	Terminal
71 um x 71 um	Gate
71 um x 71 um	Drain
113.8 um x 71 um	Source (outermost)
113.8 um x 106 um	Source (center)

Absolute Maximum Ratings¹

Parameter	Absolute	Continuous	Units
Drain-Source Voltage (V_{DS}) ⁽²⁾	12	8	V
Gate-Source Voltage (V_{GS})	-7	-3	V
Drain Current (I_{DS}) ⁽²⁾	I_{DSS}	I_{DSS}	mA
Forward Gate Current ($I_{G,F}$)	60	10	W
Channel Temperature (T_{CH}) ⁽³⁾	175 ⁽⁴⁾	150 ⁽⁵⁾	°C
Storage Temperature (T_{STG})	-65 to 150	-65 to 150	°C
RF Input Power (P_{IN}) ⁽²⁾	27	At 3dB Compression	dBm
Power Dissipation (P_{TOT})	6.4	4.2	W

Notes:

- These ratings represent the maximum operable values for this device. Stresses beyond those listed under “Absolute Maximum Ratings” may cause permanent damage to the device and/or affect device lifetime. These are stress ratings only, and functional operation of the device at these conditions is not implied.
- Combinations of supply voltage, supply current, input power, and output power shall not exceed the maximum total power dissipation listed in the table.
- Junction operating temperature will directly affect the device median time to failure. For maximum life, it is recommended that junction temperatures be maintained at the lowest possible levels.
- When operated at this channel temperature, the median life is 1.0E+5 hours.
- When operated at this channel temperature, the median life is 1.0E+6 hours.

Electrical Characteristics¹

Parameters	Conditions	Typical Values	Units
Output Power at 1dB Compression (P_{1dB})	Freq = 12 GHz	31	dBm
Gain at P1dB (G_{1dB})	$V_{DS} = 8$ V	11	dB
PAE at P1dB (PAE)	$I_{DS} = 50\% I_{DSS}$	57	%
Saturated Drain Current (I_{DSS})	$V_{DS} = 2$ V, $V_{GS} = 0$ V	388 ⁽²⁾	mA
Transconductance (G_m)	$V_{DS} = 2$ V, $I_{DS} = 50\% I_{DSS}$	464	mS
Pinch-Off Voltage (V_P)	$V_{DS} = 2$ V, $I_{DS} = 0.6$ mA	-1.0	V
Gate-Drain Breakdown Voltage (BV_{GD})	$I_G = 1.20$ mA, source open	-15	V
Gate-Source Breakdown Voltage (BV_{GS})	$I_G = 1.20$ mA, drain open	-15	V
Thermal Resistance (R_{TH}) ⁽³⁾	AuSn eutectic attach	31	°C/W

Notes:

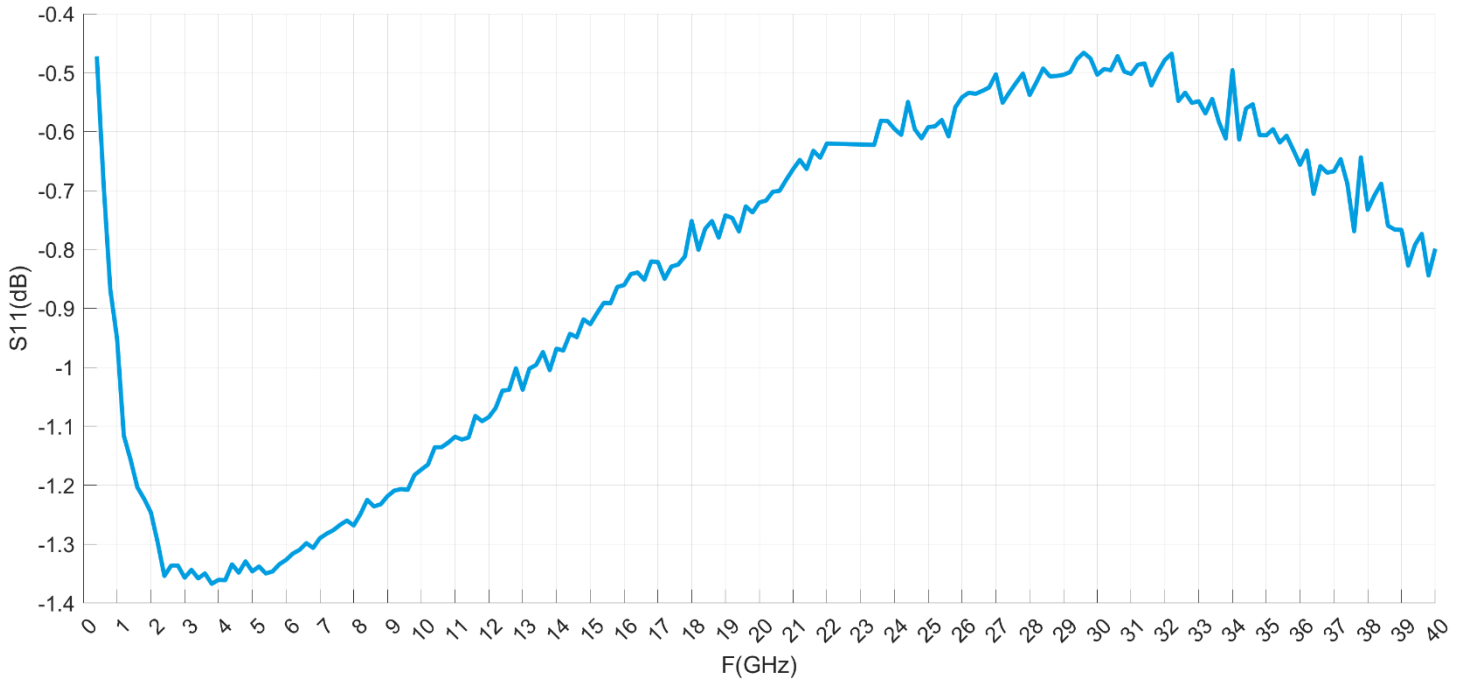
- Test conditions unless otherwise noted: $T_A = +25$ °C
- Typical Standard Deviation of 10.3 mA (1 σ).
- Based on IR Scan.

S-Parameters¹

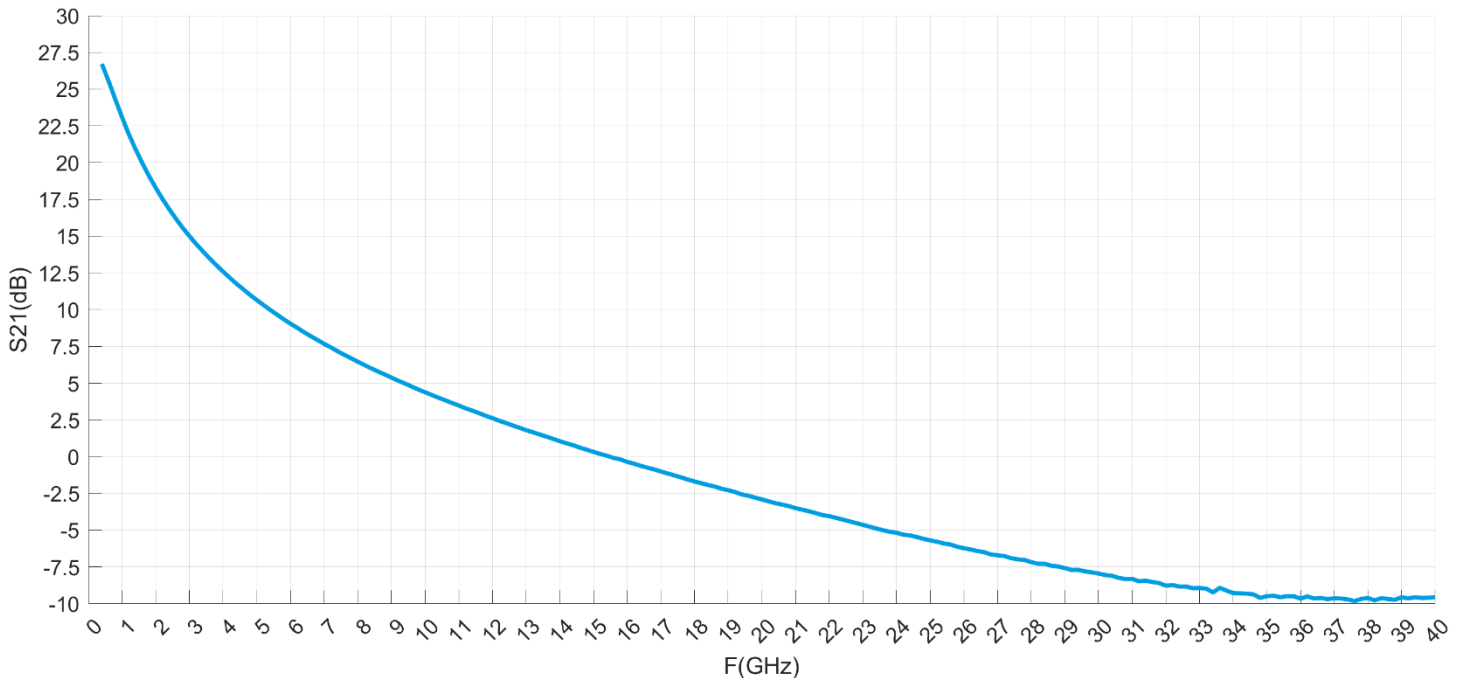
Notes:

1. S-Parameter data was measured by Modelithics with bonding wires at $V_D = 8$ V, $I_{DQ} = 96$ mA, and $T_A = 25$ °C. Please review Modelithics's QPD2120D model datasheet for more information on configurations of bonding wires.

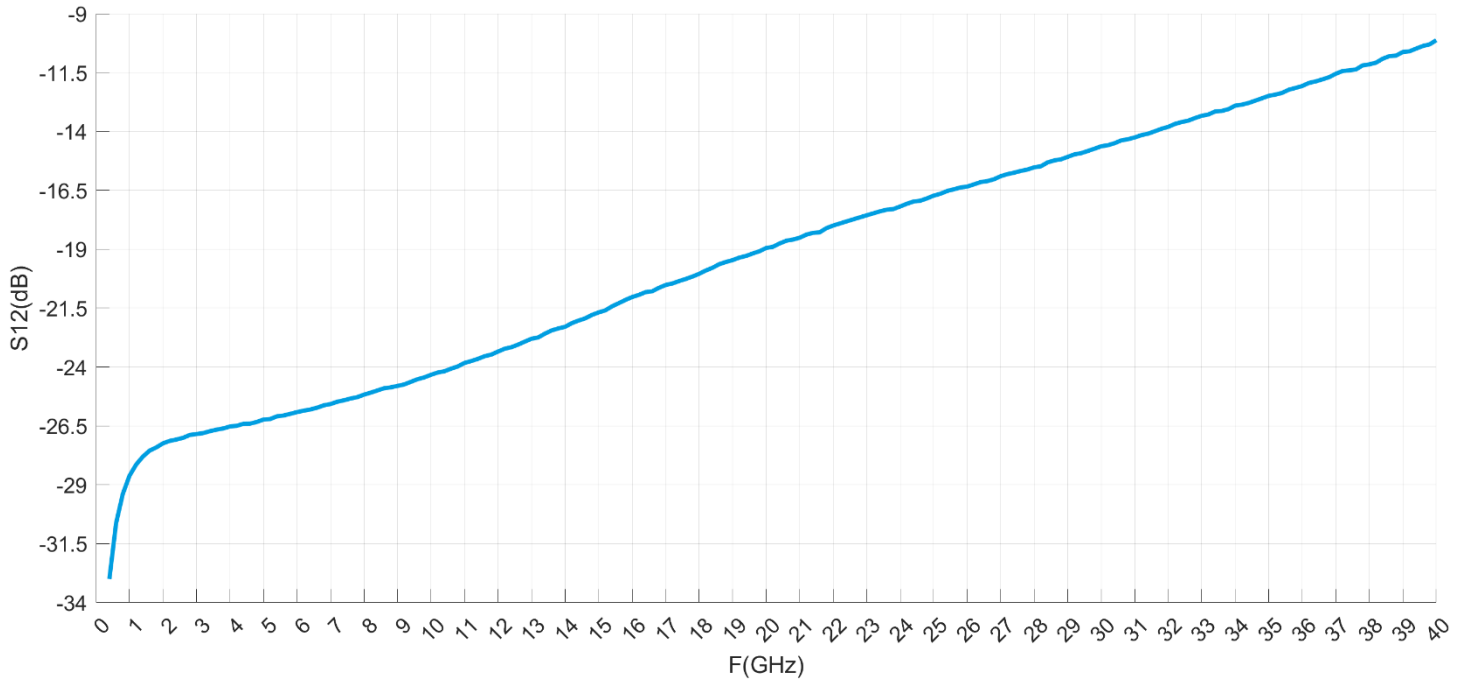
S11



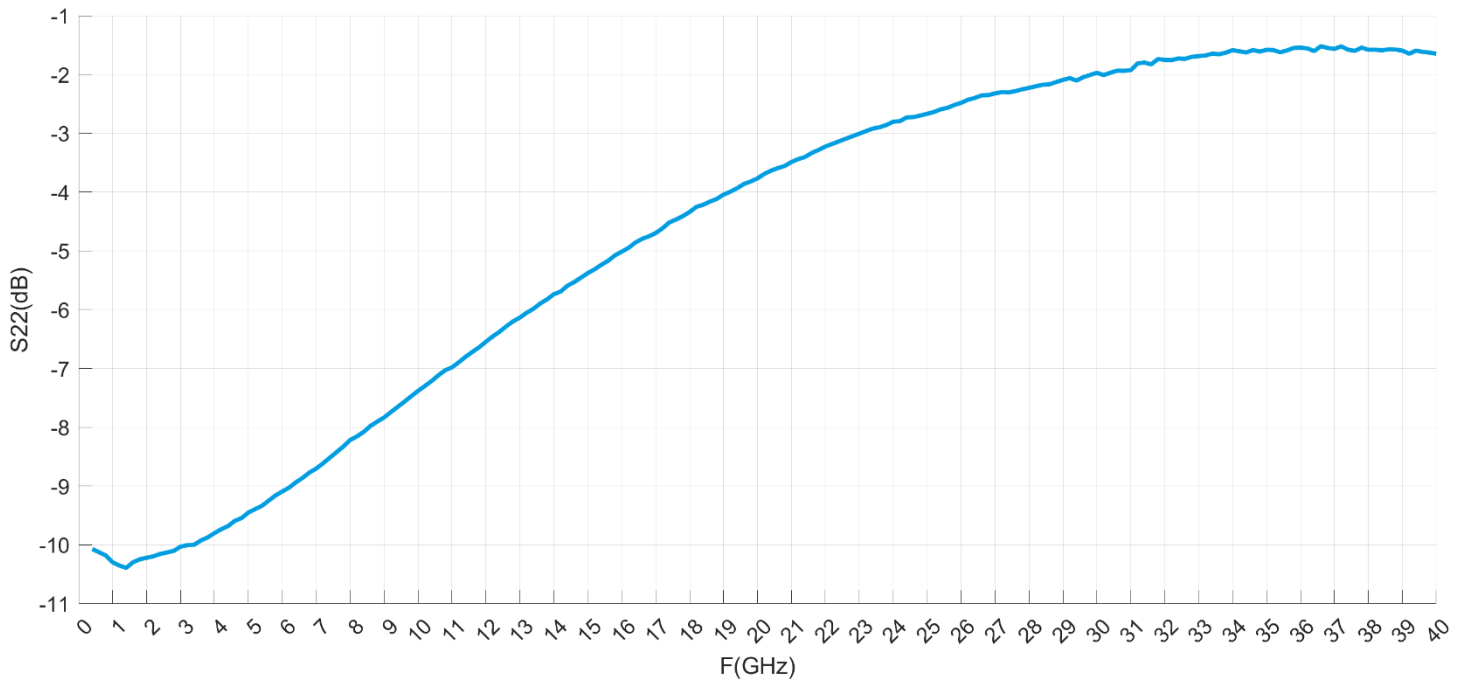
S21



S12



S22

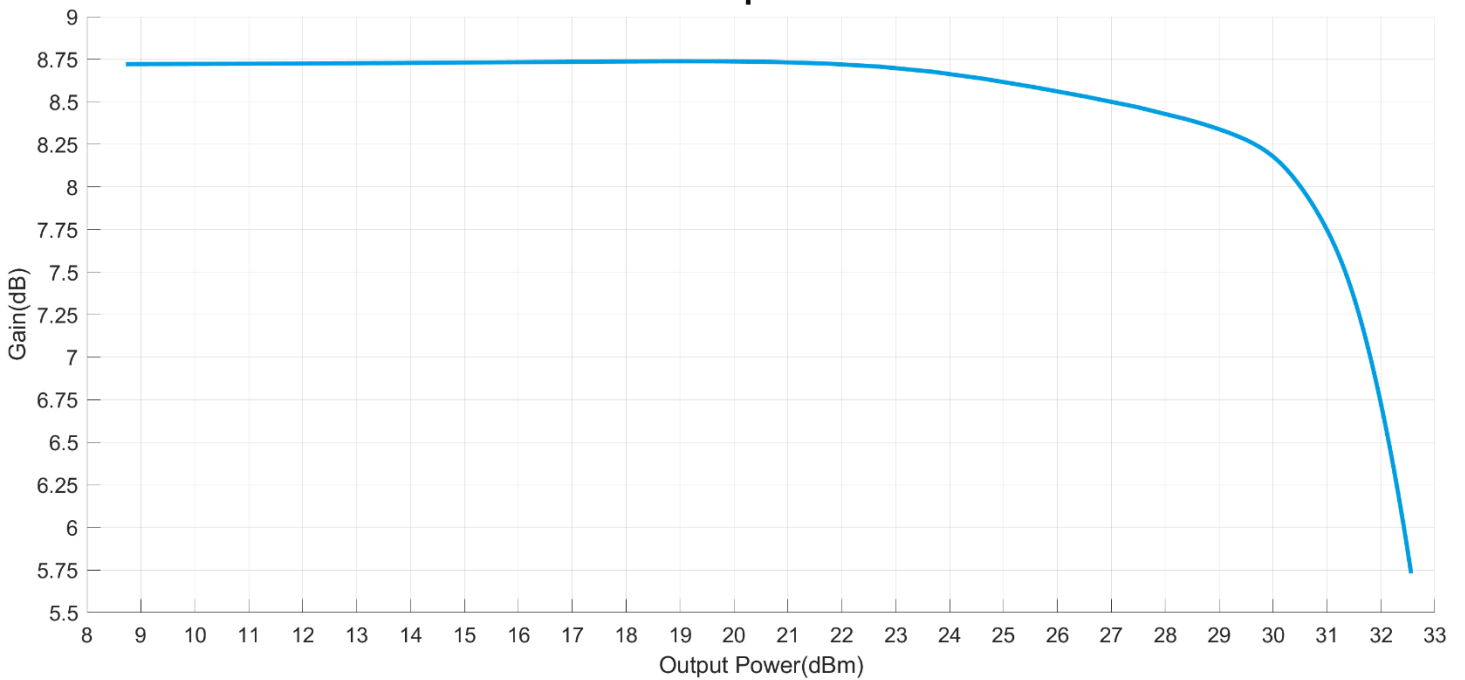


Performance Plots – Power Tuned @ 12 GHz¹

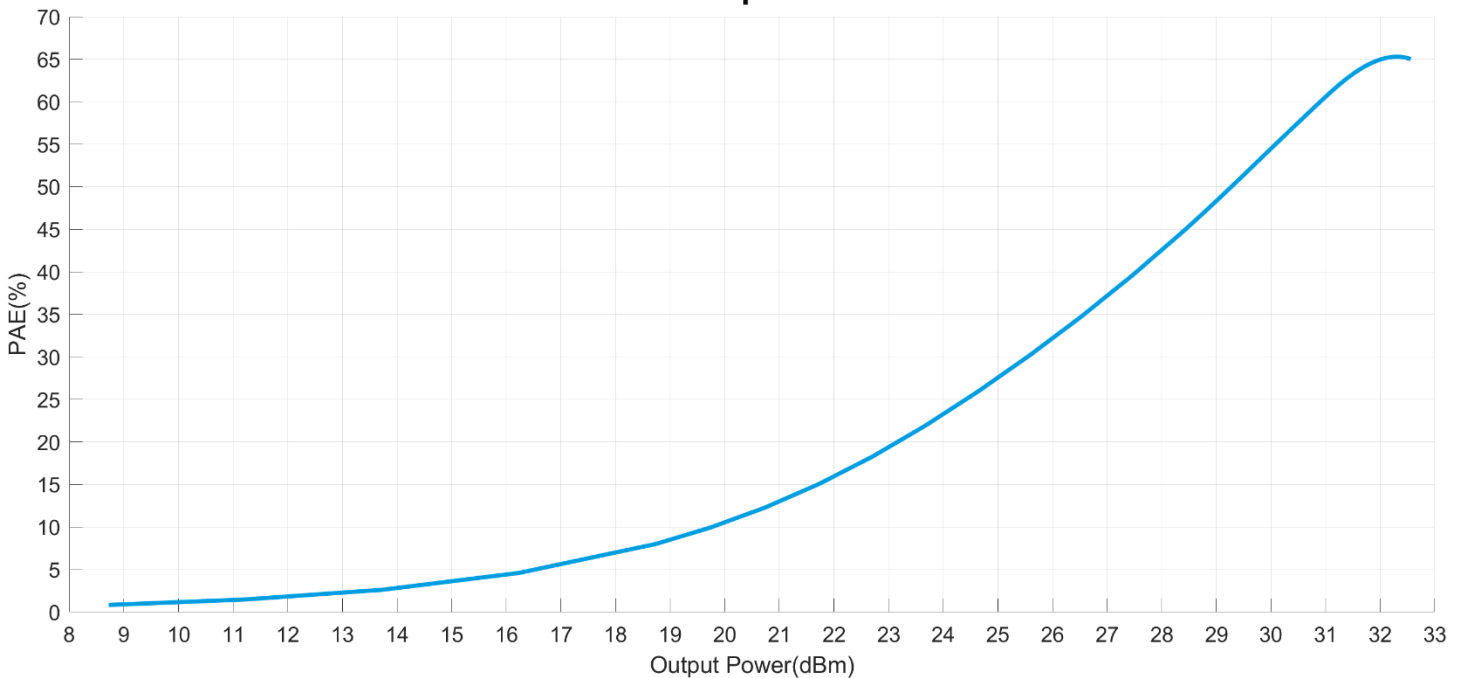
Notes:

1. Performance Plots are simulated result using Modelithics's QPD2120D model with $V_D = 8$ V, $I_{DQ} = 96$ mA, $BW_{removal} = 0$. Please visit Modelithics for Measurement vs. Model Data and more information.

Gain vs. Output Power



PAE vs. Output Power

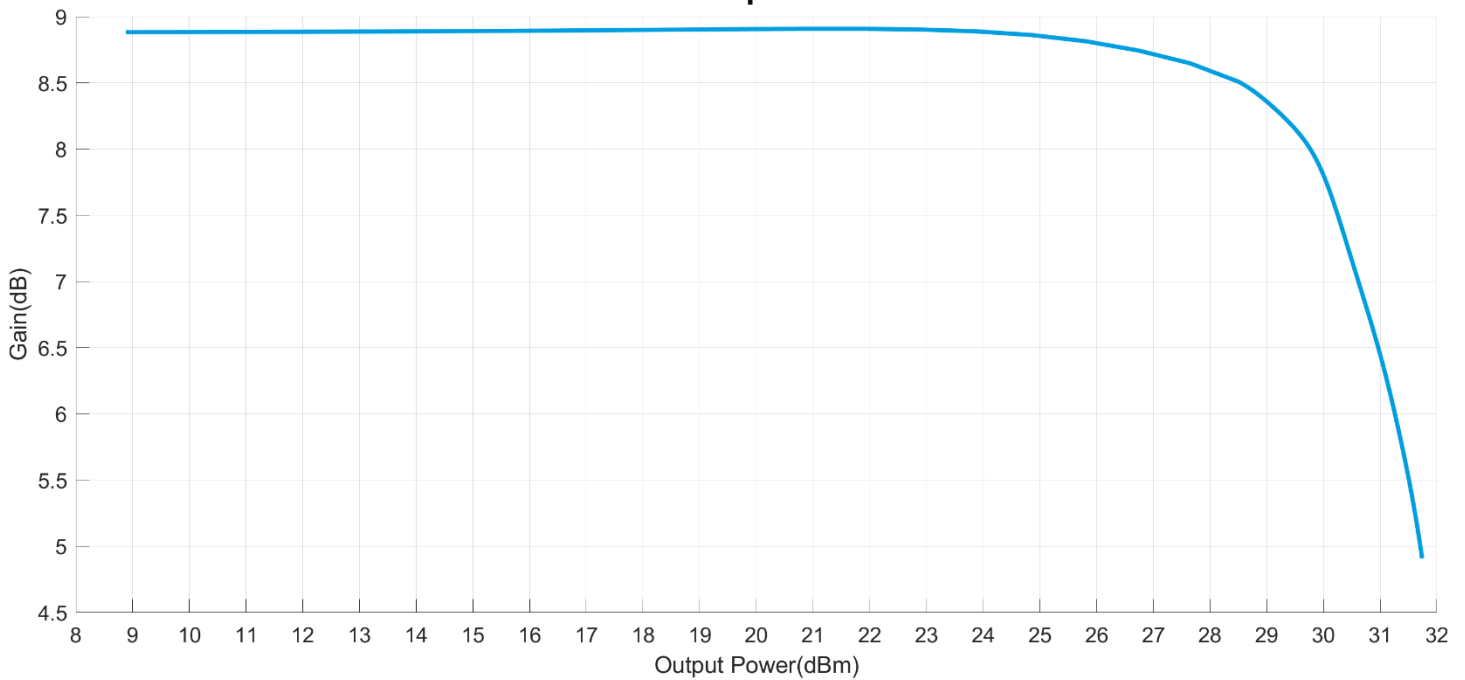


Performance Plots – Efficiency Tuned @ 12 GHz¹

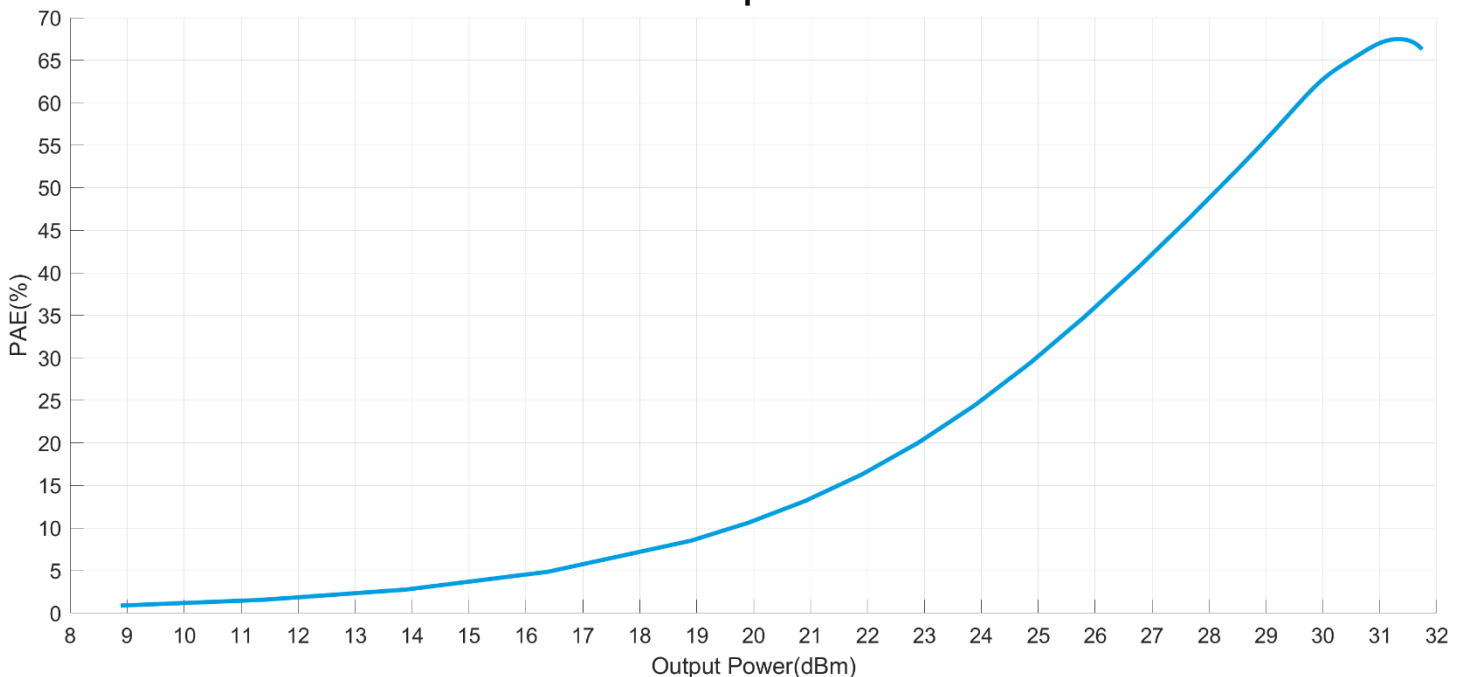
Notes:

1. Performance Plots are simulated result using Modelithics's QPD2120D model with $V_D = 8$ V, $I_{DQ} = 96$ mA, BWremoval = 0. Please visit Modelithics for Measurement vs. Model Data and more information.

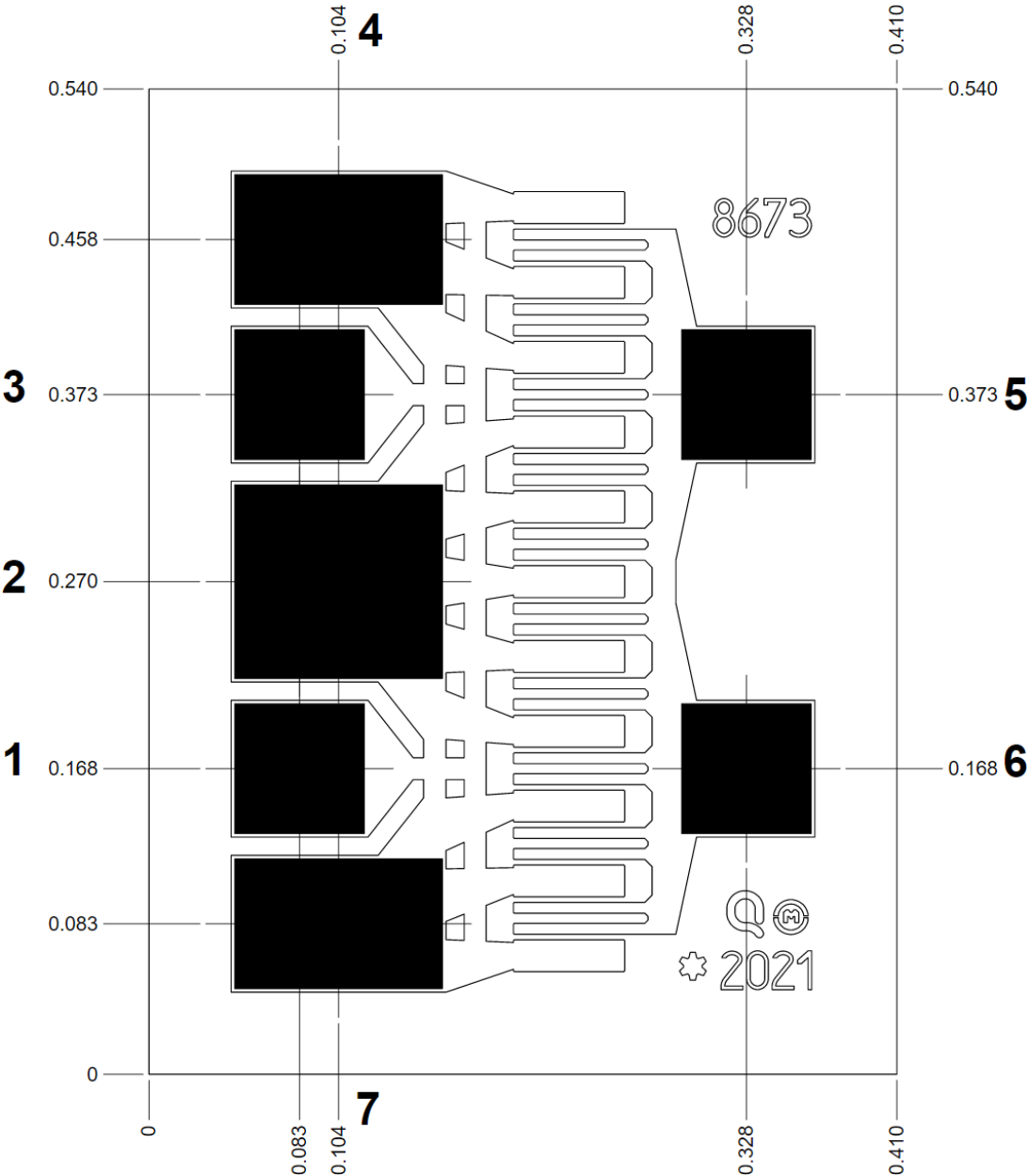
Gain vs. Output Power



PAE vs. Output Power



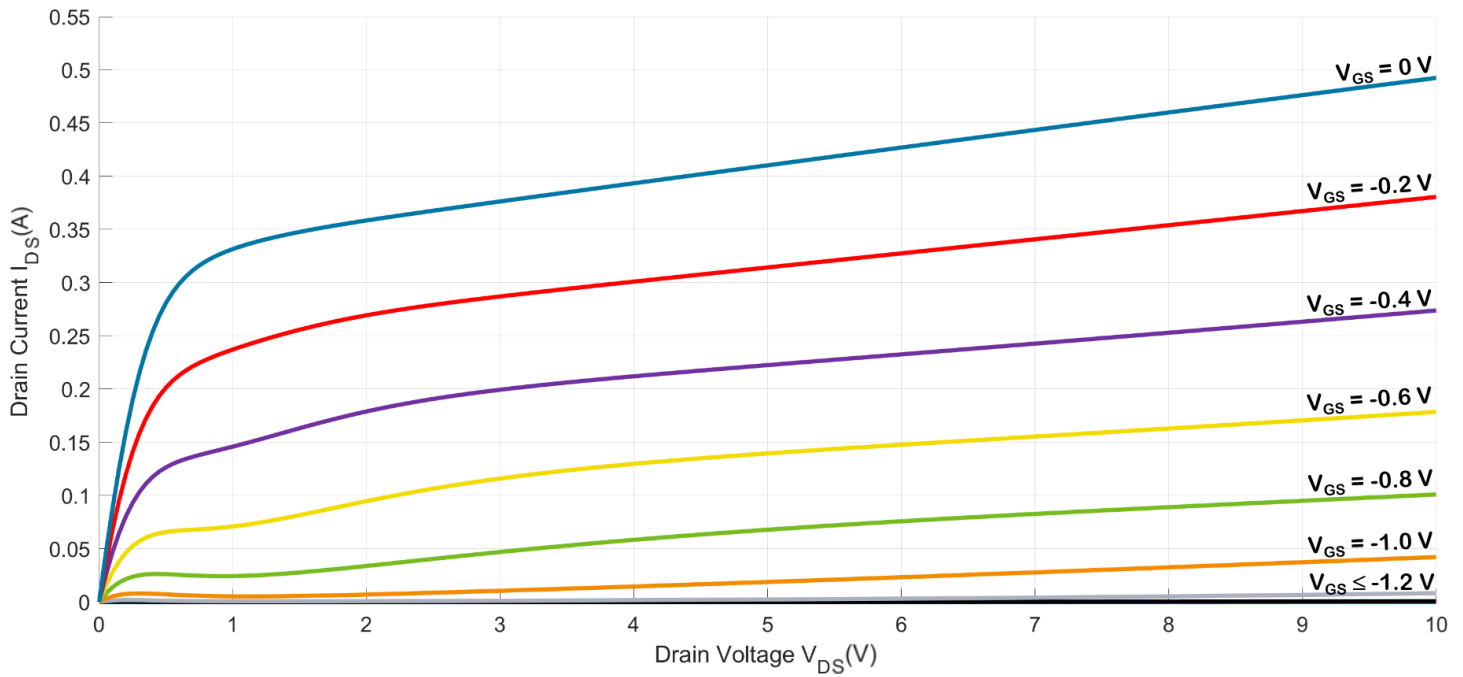
Die Dimensions¹



PIN	X	Y
1	0.071	0.071
2	0.1138	0.106
3	0.071	0.071
4	0.1138	0.071
5	0.071	0.071
6	0.071	0.071
7	0.1138	0.071

Notes:
1. All units are in mm.

DC Characteristics¹



Notes:

1. The I-V plot shown above was simulated data using Modelithics's model with Model self_heat = 0. Please visit Modelithics for Measurement vs. Model Data and more information.

Assembly Notes

Component placement and adhesive attachment assembly notes:

- Vacuum pencils and/or vacuum collets are the preferred method of pick up.
- Air bridges must be avoided during placement.
- The force impact is critical during auto placement.
- Organic attachment (i.e. epoxy) can be used in low-power applications.
- Curing should be done in a convection oven; proper exhaust is a safety concern.

Reflow process assembly notes:

- Recommend Eutectic die attach with AuSn (80/20) solder and limit exposure to temperatures above 300°C to 30 seconds, maximum.
- An alloy station or conveyor furnace with reducing atmosphere should be used.
- Do not use any kind of flux.
- Coefficient of thermal expansion matching is critical for long-term reliability.
- Devices must be stored in a dry nitrogen atmosphere.

Interconnect process assembly notes:

- Either Thermo-compression Wedge Bonding or Thermosonic Ball Bonding can be used to bond onto the die.
- Force, time, and ultrasonics are critical bonding parameters.
- Aluminum wire should not be used.
- Devices with small pad sizes should be bonded with 0.0008-inch wire.

Handling Precautions

GaAs devices are susceptible to damage for electrostatic discharge. Proper precautions should be observed during handling, assembly, and test.



Caution!
ESD-Sensitive Device

RoHS Compliance

This part is compliant with 2011/65/EU RoHS directive (Restrictions on the Use of Certain Hazardous Substances in Electrical and Electronic Equipment) as amended by Directive 2015/863/EU.

This product also has the following attributes:

- Lead Free
- Halogen Free (Chlorine, Bromine)
- Antimony Free
- TBBP-A (C₁₅H₁₂Br₄O₂) Free
- PFOS Free
- SVHC Free

Not HAST compliant.

Contact Information

For the latest specifications, additional product information, worldwide sales and distribution locations:

Web: www.qorvo.com

Tel: 1-844-890-8163

Email: customer.support@qorvo.com

Important Notice

The information contained herein is believed to be reliable; however, Qorvo makes no warranties regarding the information contained herein and assumes no responsibility or liability whatsoever for the use of the information contained herein. All information contained herein is subject to change without notice. Customers should obtain and verify the latest relevant information before placing orders for Qorvo products. The information contained herein or any use of such information does not grant, explicitly or implicitly, to any party any patent rights, licenses, or any other intellectual property rights, whether with regard to such information itself or anything described by such information. **THIS INFORMATION DOES NOT CONSTITUTE A WARRANTY WITH RESPECT TO THE PRODUCTS DESCRIBED HEREIN, AND QORVO HEREBY DISCLAIMS ANY AND ALL WARRANTIES WITH RESPECT TO SUCH PRODUCTS WHETHER EXPRESS OR IMPLIED BY LAW, COURSE OF DEALING, COURSE OF PERFORMANCE, USAGE OF TRADE OR OTHERWISE, INCLUDING THE IMPLIED WARRANTIES OF MERCHANTABILITY AND FITNESS FOR A PARTICULAR PURPOSE.**

Without limiting the generality of the foregoing, Qorvo products are not warranted or authorized for use as critical components in medical, life-saving, or life-sustaining applications, or other applications where a failure would reasonably be expected to cause severe personal injury or death.

Copyright 2022 © Qorvo, Inc. | Qorvo is a registered trademark of Qorvo, Inc.