

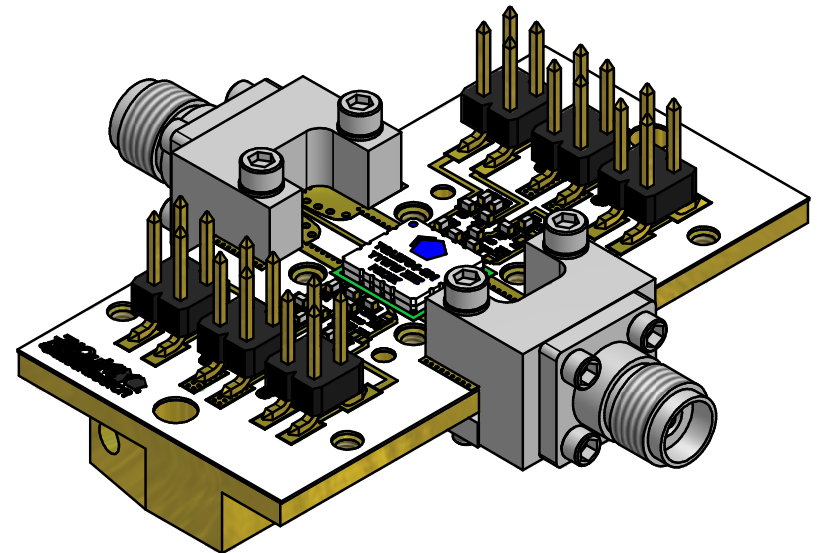
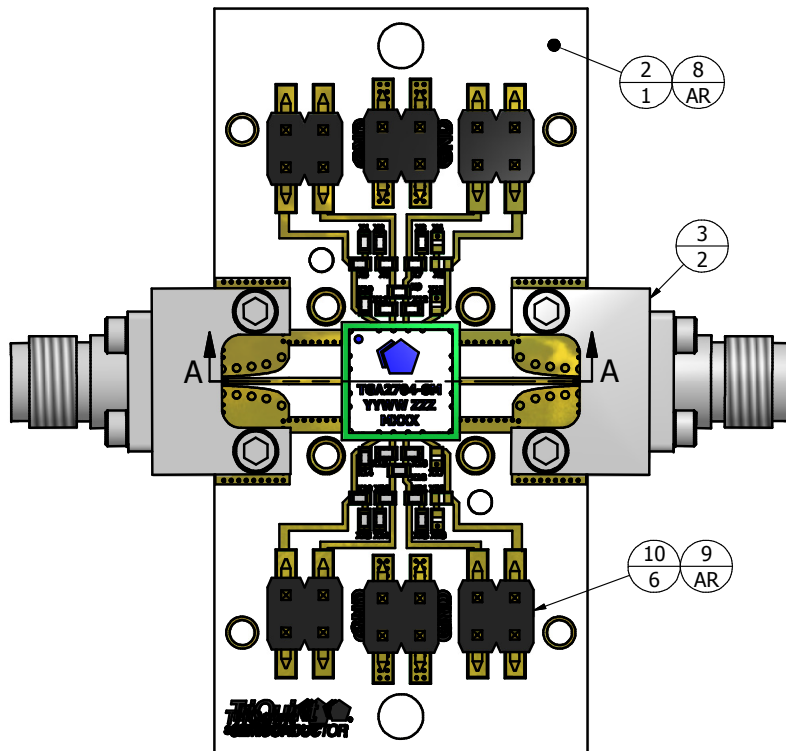
4

3

2

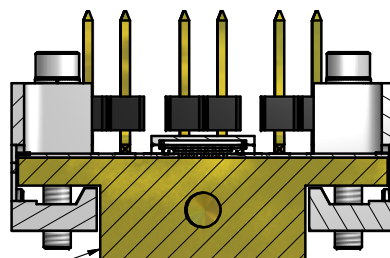
1

REVISION HISTORY				
ECN	REV	DESCRIPTION	DATE	APPROVED
T118906	NE	ENG RELEASE	8/24/12	I.MEDINA




NOTES: UNLESS OTHERWISE SPECIFIED;

1. USING ITEM 1 (T-CARRIER) AS A TEMPLATE, CUT ITEM 8 (FILM EPOXY).
2. INSURE THAT ITEM 2 (PCB) OVERHANGS ITEM 1 (T-CARRIER) ON BOTH SIDES.
3. ATTACH ITEM 2 (PCB) TO ITEM 1 (T-CARRIER) USING ITEM 8 (FILM EPOXY).
4. SOLDER ITEMS 4, 5, (CAPACITOR) 6 AND 7 (RESISTOR) ON ITEM 2 (PCB) USING ITEM 9 (SOLDER).
5. ATTACH ITEM 3 (LAUNCH CONNECTOR) TO ASSEMBLE ITEM 1 (T-CARRIER) AND ITEM 2 (PCB) USING CLAMP AND LONG SCREW SUPPLIED WITH ITEM 3 (LAUNCH CONNECTOR). 2 PLACES.
6. CONNECTOR PIN NEEDS TO BE ALIGNED TO ITEM 2 (PCB) TRACE AND TO MAKE CONTACT TO TOP METAL SURFACE.



**SECTION A-A**  
**SCALE 3 : 1**

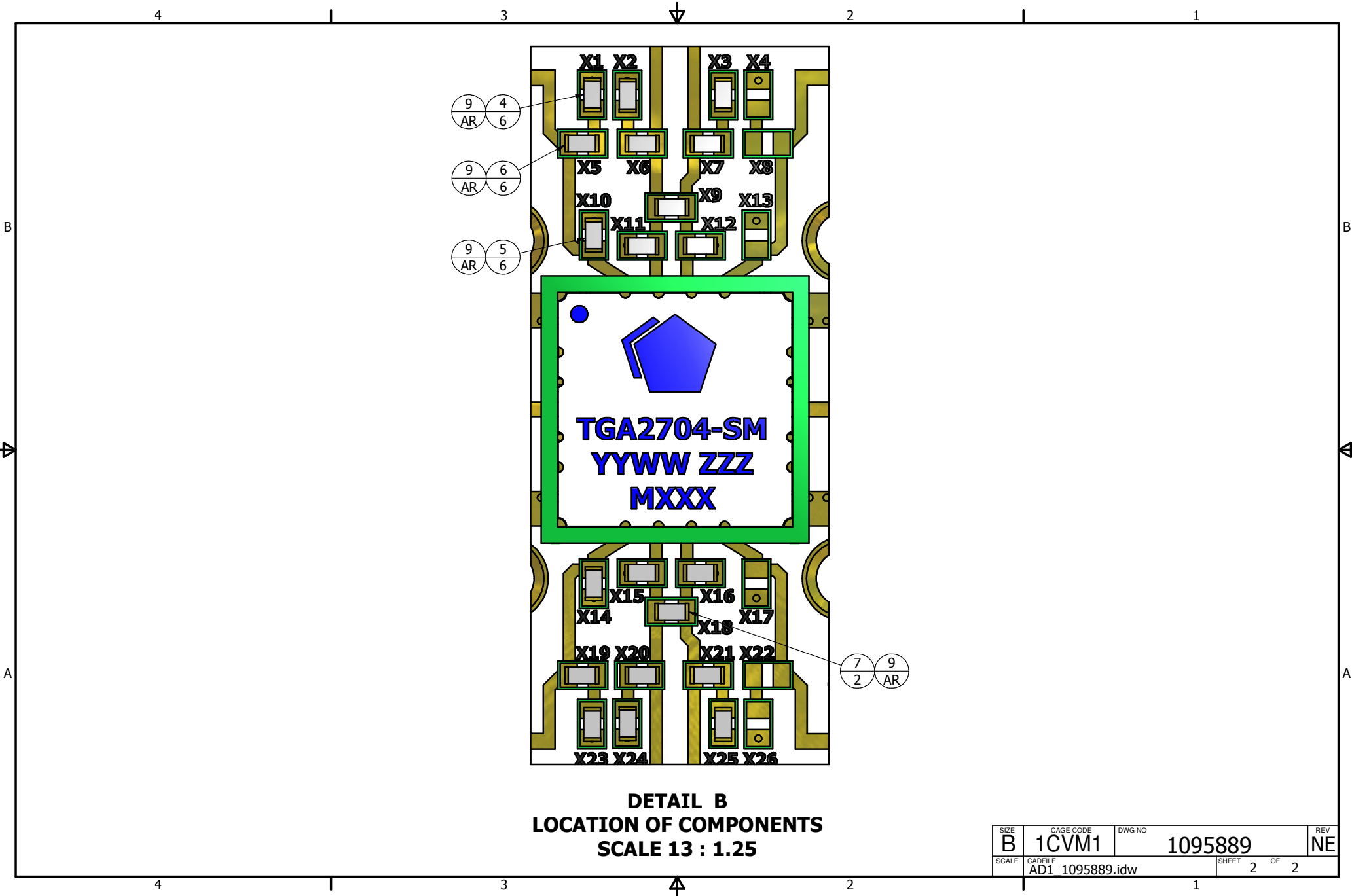
		UNLESS OTHERWISE SPECIFIED DIMENSIONS ARE IN INCHES TOLERANCES ARE:  DECIMALS    ANGLES .XX± .01       ± .1° .XXX± .005 .XXXX± .0010  DO NOT SCALE DRAWING  THIS DRAWING CONTAINS PROPRIETARY INFORMATION THAT MAY NOT BE USED WITHOUT THE WRITTEN CONSENT OF TRIQUINT SEMICONDUCTOR. FAILURE TO COMPLY MAY RESULT IN LEGAL ACTIONS OR CRIMINAL PROSECUTION	CONTRACT OR PRODUCT LINE		<div>TriQuint</div> SEMICONDUCTOR		500 W RENNER RD RICHARDSON TX 75080 TEL 972.994.8200 FAX 972.994.8504		
			APPROVALS	DATE	TITLE				
			DRAWN I.MEDINA	8/24/2012	PCB TEST FIXTURE ASSY TGA2704-SM				
			CHECKED						
			ENGR						
		MFG		SIZE B	CAGE CODE 1CVM1	DWG NO 1095889	REV NE		
NEXT ASSY	USED ON	QA		SCALE AD1	AD1_1095889.idw		SHEET 1 OF 2		
APPLICATION									

4

3

2

1



SIZE	CAGE CODE	DWG NO	REV
B	1CVM1	1095889	NE
SCALE	CAD FILE	SHEET	OF
AD1	1095889.idw	2	2